

RightScale Optima Release Notes

February 2018 to January 2019

Introduction	2
New Features and Enhancements	2
Daily Granularity (Released January 31, 2019)	3
Custom Tag-Based Dimensions (Released January 18, 2019)	3
User-Configured Bill Connections in the Optima UI with Automated Optima API (Released January 2, 2019)	3
Support for Microsoft Azure Cloud Solution Provider Program (CSP) (Released December 20, 2018)	4
Custom Dashboards (Released July 24, 2018)	4
New AWS feature to handle charges that occur after a bill closes (Released June 28, 2018)	4
Global Organization Selector (Released June 13, 2018)	5
Billing Center Hierarchies (Released May 10, 2018)	5
Loading Account Names for Billing Centers in Allocation Rules (Released April 23, 2018)	5
Tabular View now shows Percent Change for each data cell (Released April 23, 2018)	5
Reserved Instance Details page has been deprecated (Released March 23, 2018)	6
Tabular View dimensions can be rearranged through dragging and dropping (Released March 23, 2018)	6
Region dimension added to Tabular View and Billing Center Overview pages (Released March 15, 2018)	6
New and improved Dashboard page (Released March 12, 2018)	7
Tabular View now exports Excel files (Released February 26, 2018)	7
AWS Enterprise Discount Program discounts are available in Optima (Released February 26, 2018)	7
Tabular View column header now includes the calendar year (Released February 20, 2018)	8
Top-Level Tabular View is now available to all users (Released February 20, 2018)	8
Default “Cost Type” is now amortized, unblended for new users (Released February 20, 2018)	8
Ignore Recommendations in Billing Centers (Released February 12, 2018)	8
Date Picker for Tabular View in Billing Centers (Released February 12, 2018)	8
Breakdown dimension dropdown improvements (Released February 12, 2018)	9
Filter and Sort Recommendations by Generation Date (Released February 2, 2018)	9
Resolved Issues	9
Sorting for numeric columns on the Reserved Instances page (Released April 23, 2018)	9
Users can now view Recommendations within individual Billing Centers (Released February 27, 2018)	10
Product Feedback	10
Legal Information	10

Introduction

RightScale Optima is a cost management and optimization solution that enables enterprises to cut cloud costs and ensure the ongoing efficient use of cloud resources across all of their business units, cloud accounts, clouds, and applications.

One of the biggest challenges when optimizing cloud costs is implementing recommended savings across large organizations where control of cloud accounts is decentralized. RightScale Optima offers a unique approach to cost management and optimization that enables cloud governance teams to work collaboratively with business units and cloud resource owners to reduce wasted cloud spend.

RightScale Optima is offered as a standalone product and also is included as part of the RightScale Cloud Management Platform (CMP).

New Features and Enhancements

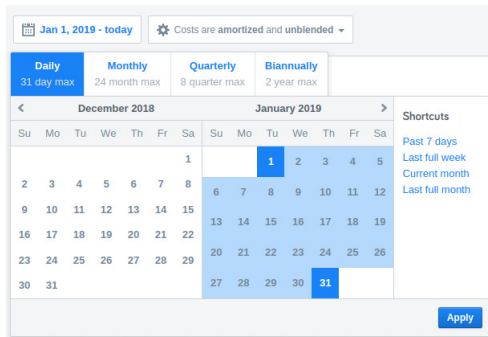
This release of RightScale Optima includes the following new features and enhancements:

- [Daily Granularity](#) (Released January 31, 2019)
- [Custom Tag-Based Dimensions](#) (Released January 18, 2019)
- [User-Configured Bill Connections in the Optima UI with Automated Optima API](#) (Released January 2, 2019)
- [Support for Microsoft Azure Cloud Solution Provider Program \(CSP\)](#) (Released December 20, 2018)
- [Custom Dashboards](#) (Released July 24, 2018)
- [New AWS feature to handle charges that occur after a bill closes](#) (Released June 28, 2018)
- [Global Organization Selector](#) (Released June 13, 2018)
- [Billing Center Hierarchies](#) (Released May 10, 2018)
- [Loading Account Names for Billing Centers in Allocation Rules](#) (Released April 23, 2018)
- [Tabular View now shows Percent Change for each data cell](#) (Released April 23, 2018)
- [Reserved Instance Details page has been deprecated](#) (Released March 23, 2018)
- [Tabular View dimensions can be rearranged through dragging and dropping](#) (Released March 23, 2018)
- [Region dimension added to Tabular View and Billing Center Overview pages](#) (Released March 15, 2018)
- [New and improved Dashboard page](#) (Released March 12, 2018)
- [Tabular View now exports Excel files](#) (Released February 26, 2018)
- [AWS Enterprise Discount Program discounts are available in Optima](#) (Released February 26, 2018)
- [Tabular View column header now includes the calendar year](#) (Released February 20, 2018)
- [Top-Level Tabular View is now available to all users](#) (Released February 20, 2018)
- [Default "Cost Type" is now amortized, unblended for new users](#) (Released February 20, 2018)
- [Ignore Recommendations in Billing Centers](#) (Released February 12, 2018)
- [Date Picker for Tabular View in Billing Centers](#) (Released February 12, 2018)

- [Breakdown dimension dropdown improvements \(Released February 12, 2018\)](#)
- [Filter and Sort Recommendations by Generation Date \(Released February 2, 2018\)](#)

Daily Granularity (Released January 31, 2019)

In addition to monthly, quarterly, and biannual calendar periods, the Optima date range calendar now has an additional tab for daily granularity, as seen below. When **Daily** is selected, users can choose a custom range of up to 31 days in the calendar. Daily data is available in **Tabular View** and all **Dashboard** reports except the **Resource List**, which will support a daily calendar period at a future date.




Custom Tag-Based Dimensions (Released January 18, 2019)

Custom tag-based dimensions can now be added and updated directly by users in the UI which allow a user to specify tags used for filtering and grouping **Billing Center** cost data. You can find them in Optima them under **Settings > Custom Tags**.


User-Configured Bill Connections in the Optima UI with Automated Optima API (Released January 2, 2019)

Bill connections for Optima can now be added and updated directly by users in the UI and can be automated using the Optima API. To get started, see [Billing Data Connections](#).



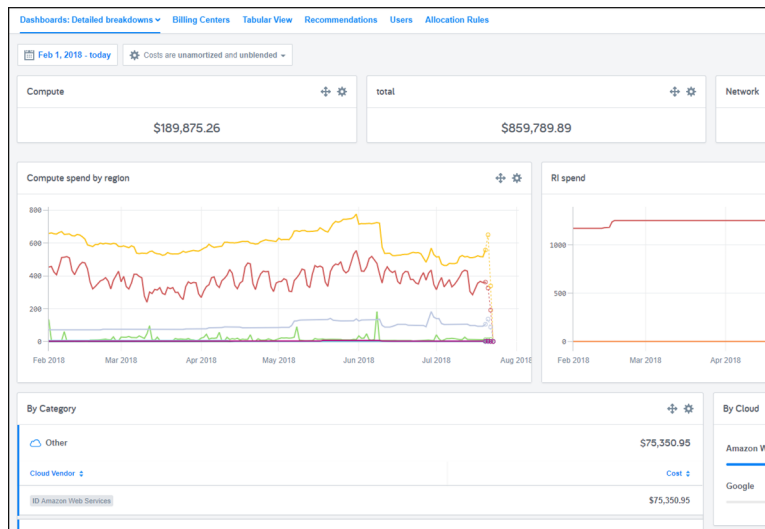
Support for Microsoft Azure Cloud Solution Provider Program (CSP) (Released December 20, 2018)

Optima now supports Azure CSP for the latest cost features, including **Tabular View** and **Custom Dashboards**. You can get started with CSP in Optima by reading [Connect Azure Cloud Solution Provider to Optima for Cost Reporting](#).



Custom Dashboards (Released July 24, 2018)

Custom Dashboards can now be created in **Billing Centers**, giving you complete control over what costs you see and how they are laid out within your billing centers. You can pick from various visualizations of data and filter the data to show only particular costs. **Custom Dashboards** are scoped to the user, so any changes you make won't affect other users in your organization. Get started today by reading [Custom \(New\) Dashboard](#).

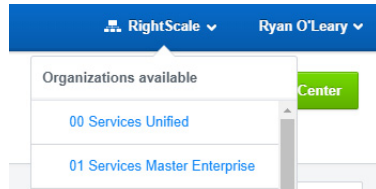


New AWS feature to handle charges that occur after a bill closes (Released June 28, 2018)

Amazon Web Services (AWS) has released a new feature that can help ensure cost information is accurate in Optima when charges occur after a bill closes. Follow the [instructions on the AWS release page](#) to update your cost and usage report settings to enable this feature for reports configured with RightScale.

Global Organization Selector (Released June 13, 2018)

Optima now has a global **Organization Selector** for all users that have access to more than one organization in RightScale. The **Organization Selector** replaces the in-page organization selectors on **Billing Centers** and **Reserved Instances** and provides organization-scoped data on the **Dashboard**, **Instance Analyzer**, and **Accounts** page. The **Dashboard** and **Instance Analyzer** still support seeing data from across organizations using the **All Organizations** option. The **Organization Selector** is disabled for the **Scenario Builder**, **Scheduled Reports**, and **Budget Alerts** pages. If a user has access to only one organization, the **Organization Selector** is hidden.



Billing Center Hierarchies (Released May 10, 2018)

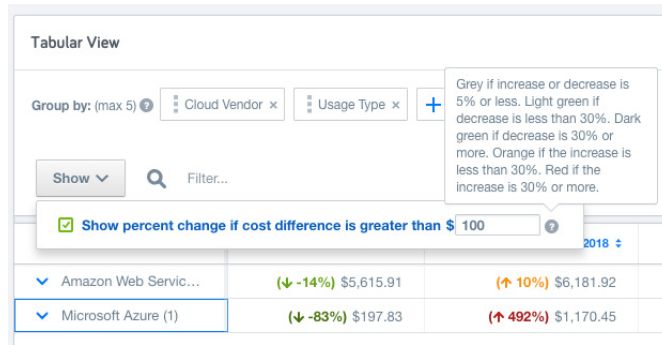
Billing centers can now be created in a hierarchical structure, allowing you to break down your costs incrementally into their component pieces. Users can be granted access to billing data at any level of the hierarchy and perform their own analysis of the costs relevant to their area of responsibility. Read [Billing Center Hierarchies](#) to create more powerful breakdowns of your multi-cloud costs.

Loading Account Names for Billing Centers in Allocation Rules (Released April 23, 2018)

The **Allocation Rules** in **Billing Centers** now "lazy loads" the account names in order to improve performance for customers with large numbers of accounts. This means that you will see the rules show up more quickly, but initially with only the account ID for all cloud accounts. The account names are loaded in the background and appear when ready. When creating an account-based allocation rule, the names must be fully loaded for the account selector to show the available accounts.

Tabular View now shows Percent Change for each data cell (Released April 23, 2018)

In **Tabular View**, you can now choose to show **Percent Change** for each data cell, giving you a quick way to identify large changes in spend month over month. To show/hide the percentages, use the **Show** button -- the tooltip explains the logic behind the coloring of the percentages.

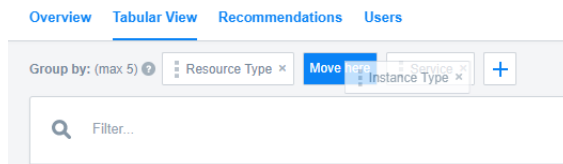


Reserved Instance Details page has been deprecated (Released March 23, 2018)

The **Reserved Instance Details** page under **Instance Analyzer** has been deprecated. The new **Reserved Instances** top-level page contains a more complete and accurate list of your Amazon Web Services Reserved Instances.

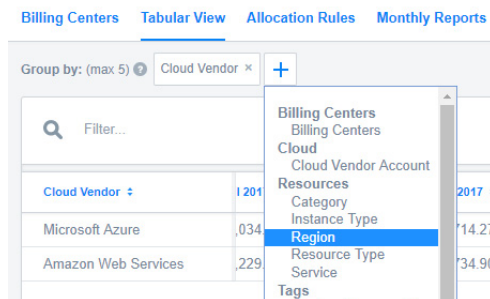
Tabular View dimensions can be rearranged through dragging and dropping (Released March 23, 2018)

In **Tabular View**, the dimensions can now be dragged and dropped to rearrange them.



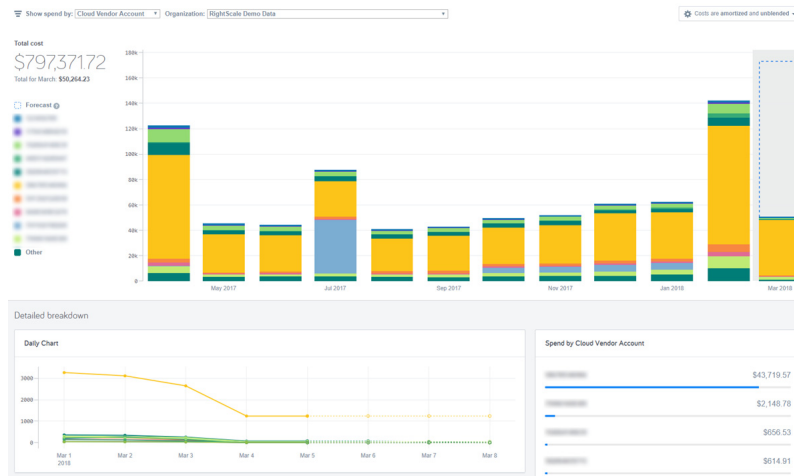
Region dimension added to Tabular View and Billing Center Overview pages (Released March 15, 2018)

Added **Region** as a new dimension available in **Tabular View** and in the **Billing Centers Overview** page.



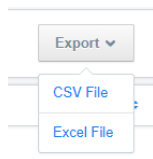
New and improved Dashboard page (Released March 12, 2018)

New and improved **Dashboard** page has been released -- new features include the ability to slice by different dimensions, improved performance, support for showing amortized costs, consistency with billing center data, and a spend-by-day line chart. One important change is that permissions to the data shown in the **Dashboard** are now determined by billing center permissions, instead of by access to RightScale accounts. Also, the new **Dashboard** does not show which accounts are linked to which RightScale accounts, and for each cloud account only the ID is shown, not the cloud account name.



Tabular View now exports Excel files (Released February 26, 2018)

Added the ability to **Export Excel files** from **Tabular View**, providing for exports that work in various localized currencies through Excel.

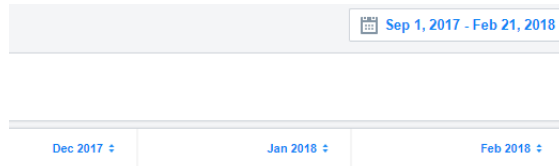


AWS Enterprise Discount Program discounts are available in Optima (Released February 26, 2018)

For customers that are part of an [AWS Enterprise Discount Program](#), those discounts are now automatically calculated and incorporated into cost reporting in Optima throughout the month. To enable these features tailored to your agreement, please [Contact Support](#).

Tabular View column header now includes the calendar year (Released February 20, 2018)

Added the year to the **Tabular View** column header to make it easier to tell which month you're seeing when looking at long time periods.



Top-Level Tabular View is now available to all users (Released February 20, 2018)


The top-level **Tabular View** is now available to all users (it was previously only available to users with access to all org data). Now users with access to individual billing centers can also use this feature as a rollup of information across all billing centers they have access to.

Default “Cost Type” is now amortized, unblended for new users (Released February 20, 2018)

The default **Cost Type** is now amortized, unblended for new users to the system.

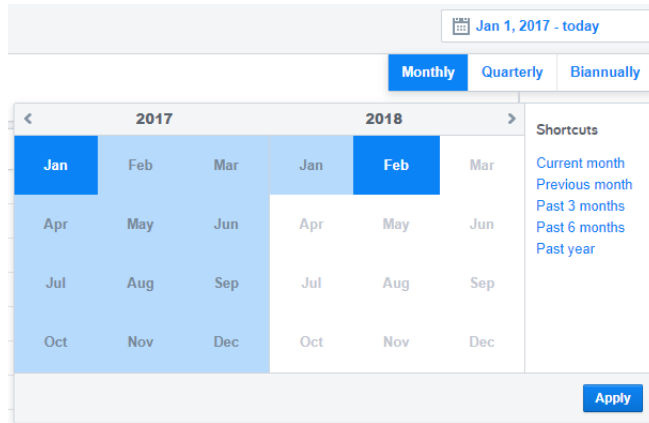
Ignore Recommendations in Billing Centers (Released February 12, 2018)

To increase the effectiveness of cost savings recommendations in **Billing Centers**, you can now ignore a recommendation that does not apply to you by clicking **Ignore Recommendation** from the actions menu or from the **Recommendations Detail** page. You can restore an ignored recommendation and make it active the same way as well. You will need the `billing_center_admin` role in the billing center or the `enterprise_manager` role to perform this action.



Date Picker for Tabular View in Billing Centers (Released February 12, 2018)

Added a new date picker for **Tabular View** in **Billing** to provide additional controls over the granularity and timeframe shown in the table.



Breakdown dimension dropdown improvements (Released February 12, 2018)

When in a billing center, changing the breakdown dimension dropdown no longer resets the page to the current month -- the currently selected month remains selected.

Filter and Sort Recommendations by Generation Date (Released February 2, 2018)

To make it easier to manage and act on cost savings recommendations, you can now filter and sort recommendations by the generation date. This gives you the ability to focus on a smaller subset of recommendations and create a prioritized action plan. You can see all recommendations or select the month you wish to see the recommendations from along with the ability to sort your view by recommendation's Generation date.

Resolved Issues

This release of RightScale Optima includes the following resolved issues:

- [Sorting for numeric columns on the Reserved Instances page \(Released April 23, 2018\)](#)
- [Users can now view Recommendations within individual Billing Centers \(Released February 27, 2018\)](#)

Sorting for numeric columns on the Reserved Instances page (Released April 23, 2018)

Fixed sorting issue for numeric columns on the **Reserved Instances** page.

Users can now view Recommendations within individual Billing Centers (Released February 27, 2018)

Issue with accessing recommendations within billing centers by users with the `billing_center_viewer` role, on individual billing centers, is now resolved.

Product Feedback

We want to build the best product we can and to make something you love. We always want to hear from you - whether it's a feature request, a support issue or just to say hello. [Get in touch](#), and we'll get back to you as soon as we can.

Legal Information

Copyright Notice

Copyright © 2019 Flexera.

This publication contains proprietary and confidential information and creative works owned by Flexera and its licensors, if any. Any use, copying, publication, distribution, display, modification, or transmission of such publication in whole or in part in any form or by any means without the prior express written permission of Flexera is strictly prohibited. Except where expressly provided by Flexera in writing, possession of this publication shall not be construed to confer any license or rights under any Flexera intellectual property rights, whether by estoppel, implication, or otherwise.

All copies of the technology and related information, if allowed by Flexera, must display this notice of copyright and ownership in full.

Intellectual Property

For a list of trademarks and patents that are owned by Flexera, see <https://www.flexera.com/producer/company/about/intellectual-property/>. All other brand and product names mentioned in Flexera products, product documentation, and marketing materials are the trademarks and registered trademarks of their respective owners.

Restricted Rights Legend

The Software is commercial computer software. If the user or licensee of the Software is an agency, department, or other entity of the United States Government, the use, duplication, reproduction, release, modification, disclosure, or transfer of the Software, or any related documentation of any kind, including technical data and manuals, is restricted by a license agreement or by the terms of this Agreement in accordance with Federal Acquisition Regulation 12.212 for civilian purposes and Defense Federal Acquisition Regulation Supplement 227.7202 for military purposes. The Software was developed fully at private expense. All other use is prohibited.