

# Spider System Measurement

## Guide

Product version 1.0.1.0

# spider

Issue: 04.17

© brainwaregroup - 1997-2015 - All rights reserved.

Every documentation provided by the brainwaregroup is subject to copyright and owned by the brainwaregroup. The brainwaregroup does not guarantee nor accepts the legal responsibility or any liability whatsoever for the usage of this information, for their economic feasibility or error-free function for a certain purpose.

In the compilation of this document, every effort has been undertaken to ensure the correctness of the content. However, the brainwaregroup does not offer any guarantee related to this documentation nor does it offer a legal warranty for the marketable quality and suitability for a certain purpose. Furthermore, the brainwaregroup cannot be held liable for errors or unintended damages or consequential damages in relation with the provision, performance or usage of this document or the examples contained therein. The brainwaregroup reserves its right to change this documentation anytime without prior notice.

All names, company names or companies used in this document are fictitious and do not refer, neither in name nor content, to actually existing names, organizations, legal persons or institutions nor shall they represent them. Any similarity to existing people, organizations, legal persons or institutions is merely coincidental.

The software described in this document is provided under the terms of a license contract and should be used exclusively in accordance with the terms of this agreement.

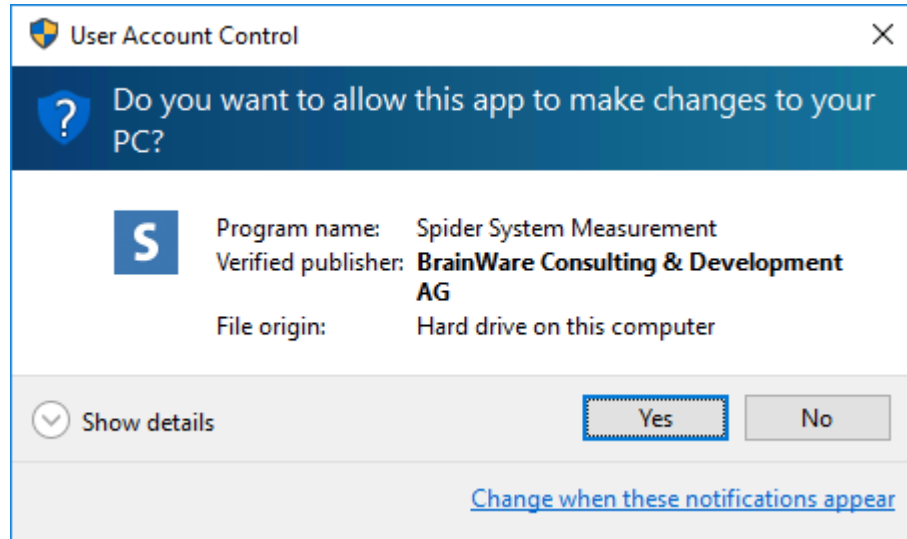
<b>Document title</b>	Spider System Measurement - Guide
<b>Product version</b>	1.0.1.0
<b>Production and printing</b>	Brainware Consulting & Development AG Sumpfstrasse 15 CH-6300 Zug
<b>Release date</b>	03.04.2017

Neither the whole document nor parts of it may be copied, photocopied, reproduced or processed without prior written approval of the brainwaregroup.

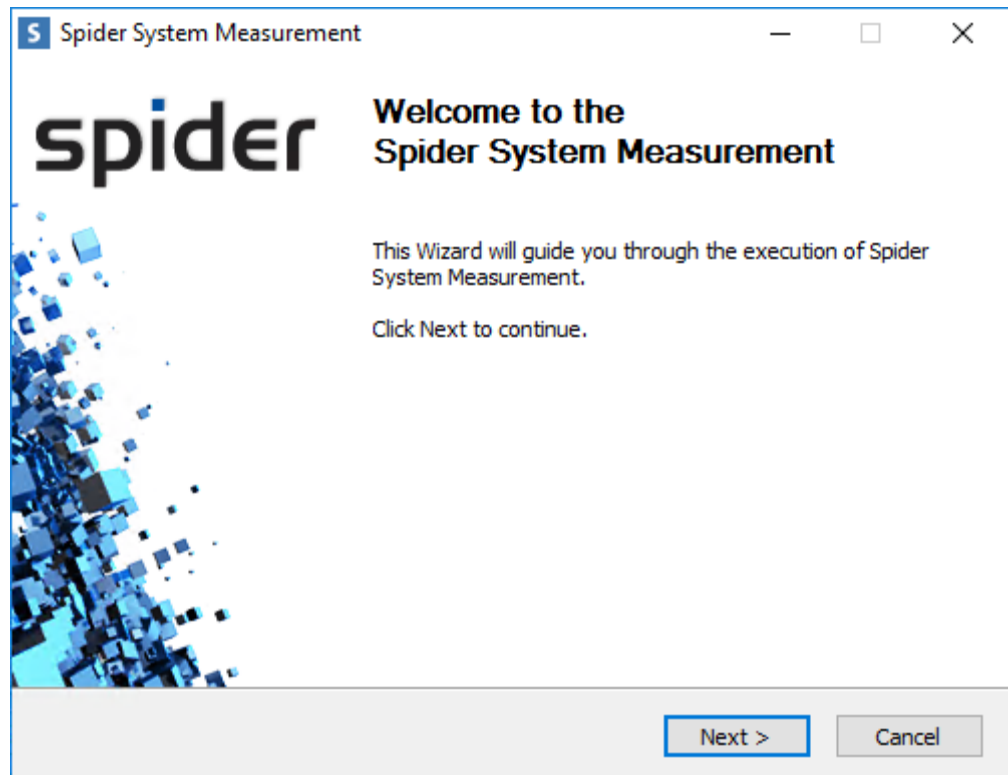
# System Measurement

---

Start "Spider System Measurement.exe" in case User Account Control is activated you might be presented with this dialog.



Click **Next** on the Welcome Screen.



Next enter your the name of the SQL server where the Spider Core database is located and click **Next**.

**S Spider System Measurement** — □ ×

**SQL Connection and Install User**  
This connection is used to execute the installation. **spider**

Please verify name and instance of the SQL server used for Spider System Measurement

SQL Server Name (optional Instance Name)

Use SQL user to connect to DB.

Username:

Password:

© Brainware Consulting & Development AG

In case you want to specify an SQL user (instead of using the logged on user) you need to tick the checkbox and enter the information about the SQL user.

**S Spider System Measurement** — □ ×

**SQL Connection and Install User**  
This connection is used to execute the installation. **spider**

Please verify name and instance of the SQL server used for Spider System Measurement

SQL Server Name (optional Instance Name)

Use SQL user to connect to DB.

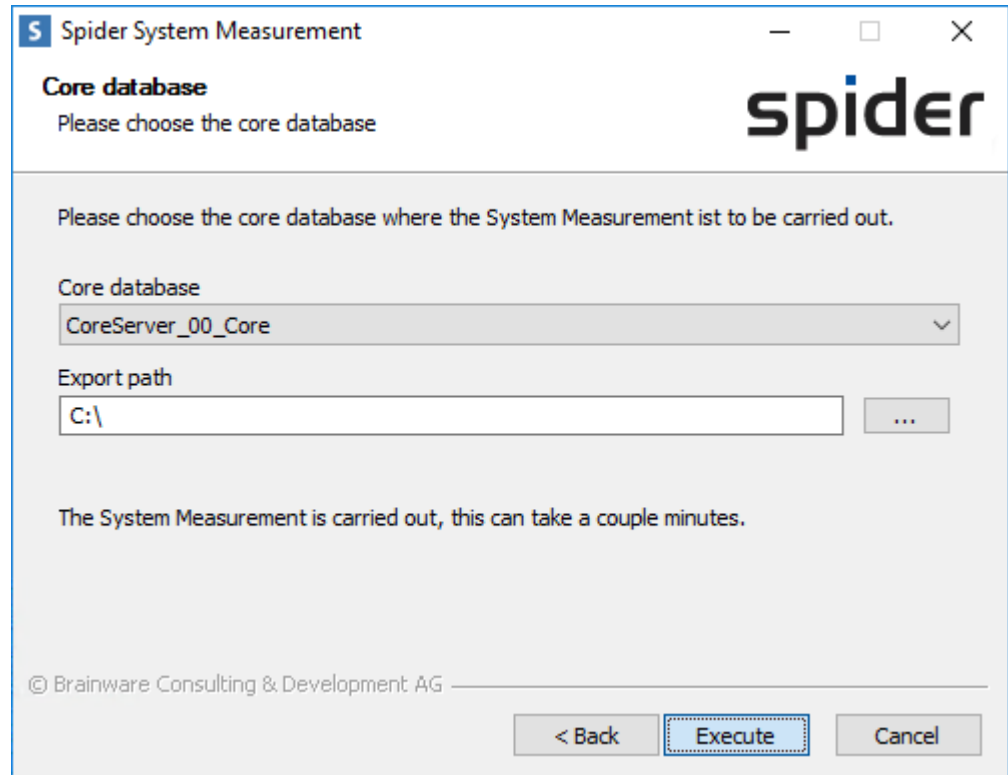
Username:

Password:

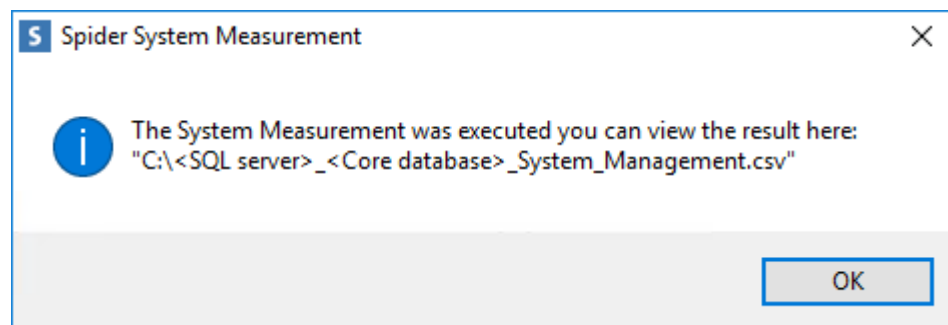
© Brainware Consulting & Development AG

**Attention** If you need to specify an SQL instance and/or port, the format is:  
<SQL server name>\<SQL instance name>,<SQL port >  
For example: SQLSERVER\INSTANCE,1234

Now choose your Core database from the dropdown, change the export path (if necessary) and click **Execute**.



The System Measurement is carried out and when done you will be presented with a dialog that informs about the result.



**Note** Please review the contents of the .csv file and then send it to brainwaregroup.

In case of an error please review the logfile and retry the operation.

