

# Software Vulnerability Manager Release Notes

June 6, 2018

<b>Introduction</b> .....	<b>1</b>
<b>New Features and Enhancements</b> .....	<b>2</b>
<b>Resolved Issues</b> .....	<b>4</b>
<b>Product Feedback</b> .....	<b>4</b>
<b>System Requirements</b> .....	<b>5</b>
<b>Legal Information</b> .....	<b>5</b>

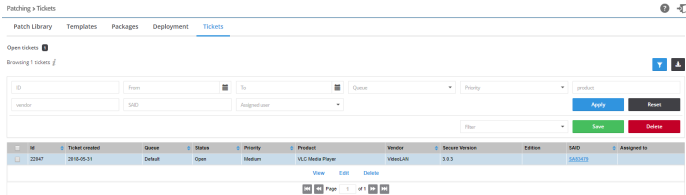
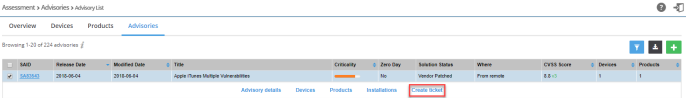
## Introduction

Software Vulnerability Manager reimagines how software is secured by closing the gap between IT Security and IT Operations by providing industry leading security research, risk assessment and remediation through Software Vulnerability Manager’s key components:

- **Research:** Keep up with the latest software vulnerability research and advisories from Secunia Research
- **Patching:** Remediate software vulnerabilities in third-party applications
- **Assessment:** Discover where software vulnerabilities are installed across your organization

# New Features and Enhancements

The following table lists new features and enhancements for Software Vulnerability Manager. The Affected Module(s) column refers to the specific Software Vulnerability Manager module(s) affected by the new feature or enhancement.

Affected Module(s)	Feature or Enhancement Description	Reference Number
<b>Patching, Settings, Online Help</b>	<p>Support for ticketing has been extended to patching.</p> <p>Under <b>Settings &gt; Workflow Management &gt; Rules</b> you can create a Workflow Rule to create a ticket for when a new patch is available.</p> <p>For the online help reference, see: <a href="#">Create a Workflow Rule to create a patching ticket</a>.</p> <p>Under <b>Patching &gt; Tickets</b>, you can view and export patching ticket information and delete patching tickets.</p> 	SVM-148
<b>Vulnerability Manager, Online Help</b>	<p>Under <b>Vulnerability Manager &gt; Watch Lists &amp; Advisories &gt; Watch Lists</b>, you can now automatically create and maintain an Assessment Watch List to monitor products and product versions based upon assessment results.</p> <p>For the online help reference, see: <a href="http://helpnet.flexerasoftware.com/svm/Default.htm#helplibrary/Create_Watch_Lists.htm">http://helpnet.flexerasoftware.com/svm/Default.htm#helplibrary/Create_Watch_Lists.htm</a></p>	SVM-305
<b>Assessment, Online Help</b>	<p>Under <b>Assessment &gt; Advisories &gt; Advisory List</b> you can create advisory tickets to remediate vulnerabilities affecting your devices.</p> 	SVM-410
<b>Settings</b>	<p>Under <b>Settings &gt; API</b>, the Policies and Policy Breaches URLs are now available in the API list.</p>	SVM-456

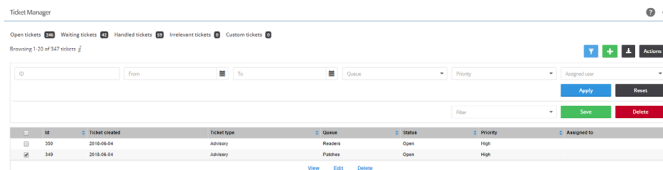
Affected Module(s)	Feature or Enhancement Description	Reference Number
--------------------	------------------------------------	------------------

**Ticket Manager, Online Help**

A new module, **Ticket Manager**, lists all issued tickets. Use this module to:

- View and change tickets status and priority
- Create tickets
- Delete tickets
- Export a list of all available tickets

SVM-529



For the online help reference, see: [http://helpnet.flexerasoftware.com/svm/Default.htm#helplibrary/Ticket\\_Manager.htm](http://helpnet.flexerasoftware.com/svm/Default.htm#helplibrary/Ticket_Manager.htm)

**Settings, Online Help**

Under **Settings > Assessment > Scan Configuration > Microsoft Update Options** all Update Server Type options have been clarified.

SVM-548

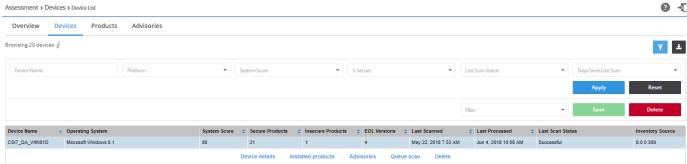
For the online help reference, see: [http://helpnet.flexerasoftware.com/svm/Default.htm#helplibrary/Microsoft\\_Update\\_Options.htm](http://helpnet.flexerasoftware.com/svm/Default.htm#helplibrary/Microsoft_Update_Options.htm)

**Research, Online Help**

Under **Research > Products Database > Suggest Software** CSV file and TXT file examples were added.

SVM-635

For the online help reference, see: [http://helpnet.flexerasoftware.com/svm/Default.htm#helplibrary/Suggest\\_Software.htm](http://helpnet.flexerasoftware.com/svm/Default.htm#helplibrary/Suggest_Software.htm)

Affected Module(s)	Feature or Enhancement Description	Reference Number
<b>Assessment, Online Help</b>	<p>Under <b>Assessment &gt; Devices &gt; Device List</b> the <b>Last Processed</b> column was added.</p> <p>The <b>Last Processed</b> column refers to the last time <b>LiveUpdate</b> identified any new advisories that have come in since you last scanned your system.</p> 	SVM-658
<b>Online Help</b>	<p>The <b>Settings</b> section of online help now lists the Daemon Configuration Options. See: <a href="http://helpnet.flexerasoftware.com/svm/Default.htm#helplibrary/Daemon_Configuration_Options.htm">http://helpnet.flexerasoftware.com/svm/Default.htm#helplibrary/Daemon_Configuration_Options.htm</a></p>	N/A

## Resolved Issues

The following table lists resolved issues for Software Vulnerability Manager. The Affected Module(s) column refers to the specific Software Vulnerability Manager module(s) affected by the resolved issue.

Affected Module(s)	Issue Summary	Reference Number
<b>Assessment</b>	When exporting <b>Assessment &gt; Advisories</b> data as a CSV file, the <b>Zero Day</b> column now appears, and the former “Host” column has been renamed <b>Devices</b> . This information now matches the UI.	SVM-582
<b>Settings</b>	Users assigned the Ticket Reader role now only read tickets.	SVM-600

## Product Feedback

Have a suggestion for how we can improve this product? Please come share direct feedback with the product team and vote on ideas submitted by other users in our [Customer Community feedback page for Software Vulnerability Manager](#).

# System Requirements

Software Vulnerability Manager's User Interface will resize and adapt when being used on different devices. You can access the system from anywhere using any device, such as a smartphone or tablet, running Internet Explorer 11 or higher, Chrome, Opera, Firefox, Safari and mobile browsers with an Internet connection capable of connecting to <https://app.flexerasoftware.com>.

## Legal Information

### Copyright Notice

Copyright © 2018 Flexera.

This publication contains proprietary and confidential information and creative works owned by Flexera and its licensors, if any. Any use, copying, publication, distribution, display, modification, or transmission of such publication in whole or in part in any form or by any means without the prior express written permission of Flexera is strictly prohibited. Except where expressly provided by Flexera in writing, possession of this publication shall not be construed to confer any license or rights under any Flexera intellectual property rights, whether by estoppel, implication, or otherwise.

All copies of the technology and related information, if allowed by Flexera, must display this notice of copyright and ownership in full.

### Intellectual Property

For a list of trademarks and patents that are owned by Flexera, see <https://www.flexera.com/producer/company/about/intellectual-property/>. All other brand and product names mentioned in Flexera products, product documentation, and marketing materials are the trademarks and registered trademarks of their respective owners.

### Restricted Rights Legend

The Software is commercial computer software. If the user or licensee of the Software is an agency, department, or other entity of the United States Government, the use, duplication, reproduction, release, modification, disclosure, or transfer of the Software, or any related documentation of any kind, including technical data and manuals, is restricted by a license agreement or by the terms of this Agreement in accordance with Federal Acquisition Regulation 12.212 for civilian purposes and Defense Federal Acquisition Regulation Supplement 227.7202 for military purposes. The Software was developed fully at private expense. All other use is prohibited.

### Disclaimer

Information in this document is subject to change without notice. Companies, names, and data used in examples herein are fictitious unless otherwise noted. The provision of such information does not represent any commitment on the part of Flexera. Flexera makes no warranty of any kind with regard to this material, including, but not limited to, the implied warranties of merchantability and fitness for a particular purpose. Flexera shall not be liable for errors contained herein or for incidental or consequential damages in connection with the furnishing, performance, or use of this material.

The software described in this document is furnished by Flexera under a license agreement. The software may be used only in accordance with the terms of that license agreement. It is against the law to copy or use the software, except as specifically allowed in the license agreement. No part of this document may be reproduced or retransmitted in any form or by any means, whether electronically or mechanically, including, but not limited to: photocopying, recording, or information recording and retrieval systems, for any purpose other than the purchaser's personal use, without the express, prior, written permission of Flexera.